

International A-Division Catamaran Measurement Certificate

Classic Hull Measurement Form

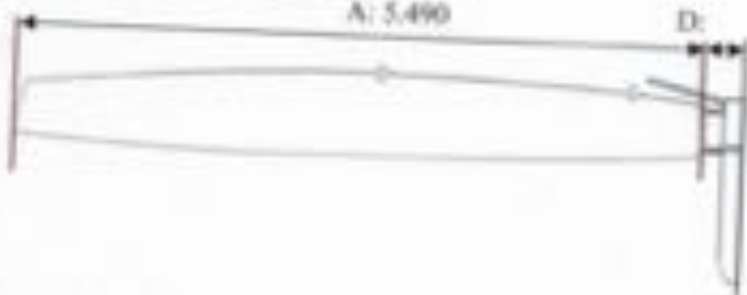
Refer current measurers guidelines when completing form.
www.a-cat.org

All measurements are in meters and to three decimal places.

A: Overall Length - Rule D.4.1 (b)

Max	5,490
Actual	5,490

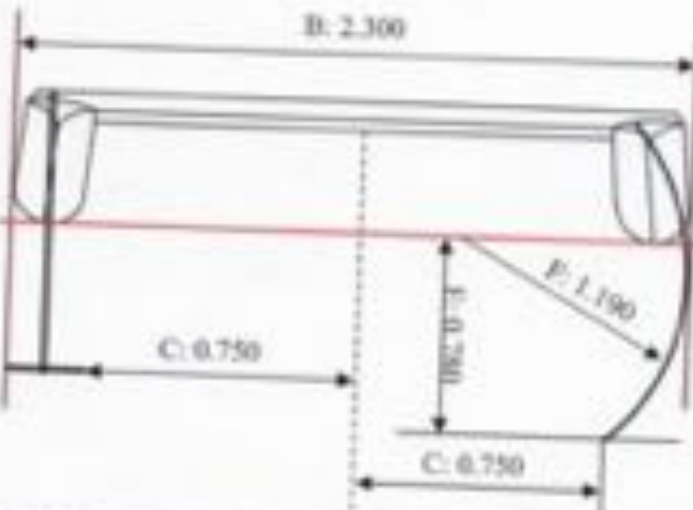
A: 5,490



B: Overall Beam - Rule D.4.2 &

Max	2,300
Actual Hull	2,295
Actual Rudder	2,265
Actual Daggerboards	2,005

B: 2,300



C: Minimum distance to centerline of all appendages in any position - Rule E.3

Min	0,750
Actual Rudder	0,765
Actual Daggerboards	0,760

C: 0,750

D: Maximum distance of rudder assembly from stern - Rule E.5 (a)

Max	0,300
Actual Rudder	0,190

E: Maximum daggerboard distance from lowest hull point -

Max	0,780
Actual Distance	0,775

F: 1,190

F: Minimum daggerboard radius - Rule C.2.1.2 (c)

Min	1,190
Actual Radius	OK

Hull Identification

Hull No.		Builder	Schenker
ISAF/World Sailing Plaque No.	293	Material	Carbon

Comments

Measurers Declaration: I declare that I have measured hull and appendages and they comply with all class rules.

Date of Measurement: 01/05/2023

Measurer's Name: Carlos Ladrón de Guevara

Appointed by: RFEV

Measurer's Signature:



Measurer's Stamp




Mast Measurement (1/2 of the surface area of the mast excluding top and bottom surfaces)			
L [m]	9,834	U [m]	0,335
T1 [m]		U1 [m]	
T2 [m]		U2 [m]	
MA [m ²]	1,513		
Serial N°	E006		
Builder	FIBERFOAM		
Material	CARBONO		

Calculation of MA:
 $MA = U \times (L - T1 - T2) / 2 + T1 \times (U + U1) / 4 + T2 \times (U + U2) / 4$

Boom Measurement (Only required if the profile height is more than 1.5 of the width)		
Length	Lb [m]	
Mean Width	MG [m]	
Boom Area	BA [m ²]	

Calculation of BA:
 $BA = 1/2 \times MG \times Lb$



Measurer to mark the following on bottom starboard side of mast.

MA = ***
 SN = ***
 Date ***
 Signature ***

Comments

All measurements are in meters and to three decimal places.

Measurers Declaration: I declare that I have measured this mast & boom and they comply with all the class

Date of Measurement: 23/05/2019
 Measurer's Name: Carlos Ladrón de Guevara
 Appointed by: RFEV
 Measurer's Signature:



Measurer's Stamp

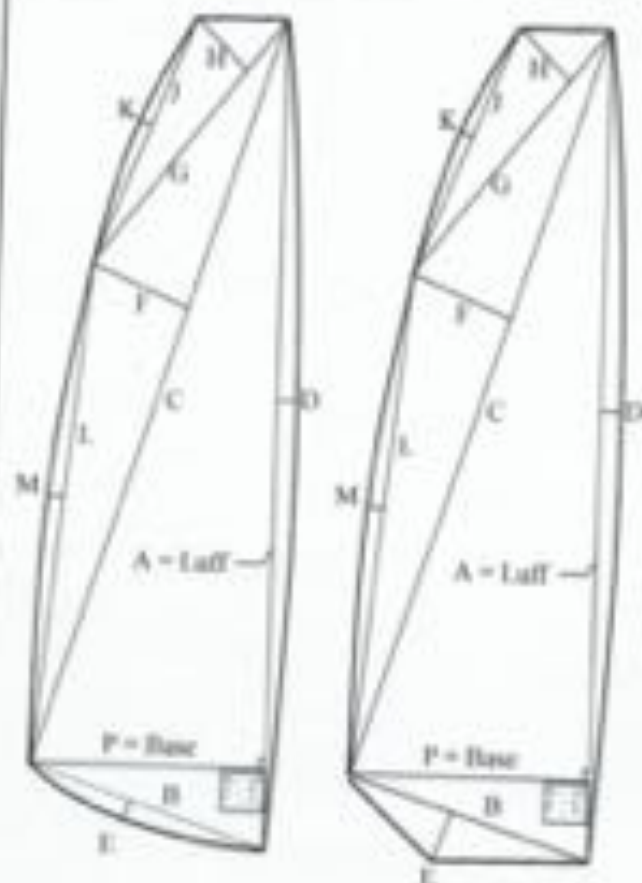
* Refer current measurers guidelines when completing form.

International A-Division Catamaran Measurement Certificate

Mast & Boom Measurement Form

Refer current measurers guidelines when completing form.
www.a-cat.org

All measurements are in meters and to three decimal places.



Sail Number		FRA	302
Sail	Measure		Measure
Luff = A	8,970	H	0,490
D	0,354	J	3,640
C	8,100	K	0,040
F	0,440	L	4,371
G	3,772	M	0,072
Base = P	1,780	B	2,089
E	0,415		
Main Triangle	1/2 (A x F)	7,983	
Luff Round	2/3 (A x D)	0,981	
Foot Round	2/3 (B x E)		
Foot Area	1/2 (B x E)	0,473	<input checked="" type="checkbox"/>
Roach Area 1	1/2 (C x F)	1,782	
Roach Area 2	1/2 (H x G)	0,924	
Roach Area 3	2/3 (J x K)	0,097	
Roach Area 4	2/3 (L x M)	0,210	
Additional area (see comments)		-0,087	
Sail Area	SA	12,323	[m ²]

Total Rig Area of Mast & Sail cannot exceed 13,94 sqm

FOOT ROUND: $2/3(B \times E)$ FOOT AREA $1/2(B \times E)$

Choose the appropriate calculation depending on sail shape.

Measurer to mark the following on the starboard tack of sail:

SA = ***

P = ***

Date ***

A = ***

Signature ***

Sail Button/ Serial No: _____

Sailmakers Name: _____

HAMMER DSJ J

Comments:

Comment and provide diagram in this section on any sail measurements that cannot be covered by above calculations. Show calculations applicable and transfer this figure to the section above, include negative sign(-) if the area is negative.

Negative area N:

1,215

y Q:

0,108

negative area: $2/3(N \times Q) =$

-0,087

Measurers Declaration

I declare that I have measured this sail and it complies with all class rules.

Date of Measurement:

28/08/2023

Measurer's Name:

Carlos Ladrón de Guevara

Appointed by:

RFEV

Measurer's Signature:

